



THE Janie Crow

COLLECTION



BE INSPIRED BY CROCHET &
HAND KNIT DESIGNS FOR **YOUR** HOME

JANIE CROW



Crochet is my safe place

I use it to de-stress and relax



Drawn to nature

I just adore crocheting flowers!

FOLLOW
US ON
SOCIAL
MEDIA



Creativity

The world offers such a
wealth of inspiration



A love of colour

I am always on the lookout for new colour palettes



Art lover

Andy and I in front of the Kiss

Welcome to the World of Janie Crow



The last couple of years have brought so many changes to the world that we could never have foreseen when we released our last catalogue. There have been huge ups and downs for us all, but the one thing that has stayed constant here at Janie Crow is our passion for our craft and our desire to bring you fabulous crochet projects for you to make, use, wear and love.

Our new catalogue features all our old favourite designs, such as Persian Tiles, the blanket that Andy refers to as 'the gift that keeps giving', alongside brand-new designs such as my 'Spirit of Flora' block a month project and the Muriel and Gertrude cushion covers. I am also beyond excited to reveal some information about my new collaborative project with the amazing Emma Ball, who has designed a range of Janie Crow products that includes project bags, greetings cards and accessories.

I am incredibly proud of how far Janie Crow has come over the last few years and would like to acknowledge that we wouldn't be where we are now without the hard work of my incredible team, who often go above and beyond to support me while I faff around with yarn! Most of all though, I want to thank you, wonderful crocheter, for all your incredible support. May the next couple of years bring more positivity and joy and an ongoing passion for our beloved craft.



Janie Crowfoot

Janie
x

JANIE CROW



CROCHET ALONG PROJECTS

By working through a Crochet Along (CAL) project crocheters are not only given the chance to learn new techniques and increase their skills, but in many cases they can also engage in online discussions and form new friendships by working alongside others in virtual groups via personal blogs and social media platforms like Facebook and Instagram.




Lily Pond Blanket

During his lifetime, Claude Monet completed a series of more than 250 paintings of water lilies. Along with *Starry Night* by Vincent van Gogh, Monet's paintings are considered the most iconic images of Impressionism. Monet's Water Lily paintings were the catalyst for this crochet blanket design. The blanket features 3D crochet to emulate water lilies and textural stitchwork to portray the idea of water and reflections.

'Water Lilies is an extension of my life. Without the water the lilies cannot live, as I am without art.' Claude Monet

BEGINNER / INTERMEDIATE // The blanket is made using DK weight yarn
// Finished size approximately 115cm (45¼in) square // The Lily Pond crochet along project launched in 2015 and the patterns are available as free PDF downloads via the Stylecraft website





‘Nothing is worth more than laughter. It is strength to laugh and to abandon oneself, to be light. Tragedy is the most ridiculous thing.’ [Frida Kahlo](#)



Frida's Flowers & Primavera Blankets



Whilst I have always admired Frida Kahlo's art, it is the woman herself that I am consistently fascinated by. She remains a symbol of feminine force and many people now recognize her as a huge figure within the women's rights movement.

This design was based on Frida's costumes and the floral aspect of her paintings. She wore bright traditional style Mexican clothes at a time when this was very much against convention. She wore her hair long with flowers and ribbons interlaced and she was a lover of embroidery and hand made items, often layering her clothes to create some really stunning combinations of colour and style.

BEGINNER / INTERMEDIATE // The blanket is made using DK weight yarn // Finished size approximately 98cm (38 7/8in) wide 120.5cm (47 1/2 in) long // Frida's Flowers Primavera is available as a yarn pack with the colour sub document available via Lucia's Fig Tree // The Frida's Flowers crochet along project launched in 2016 and the patterns are available as free PDF downloads via the Stylecraft website

Sunshine and Showers Blanket



It can feel quite daunting when faced with a large project, especially if there are different stitch sequences or techniques to learn as you progress through the design. I sometimes hear crocheters say that they don't feel they are progressing quickly enough, so the beauty of a crochet along style project is that a design is broken down into bite-size pieces.

When I design a new project I almost always do so with a theme in mind. I wanted to design something with a recognizable trend carrying through the whole project and in the end I decided on the concept of a sampler blanket that would feature elements reflecting the four seasons.

BEGINNER / INTERMEDIATE // The blanket is made using DK weight yarn

// Finished size approximately 95-96cm (37½-38in) wide and 186cm (73¼in) long

// The patterns are available as PDF downloads via the Janie Crow website, Etsy and Ravelry





Bohemian Blooms Blanket

The patterns for this project are grouped together in one book – laid out in bite-sized pieces with the techniques getting progressively harder, so crocheters can choose to work through the project at their own pace within their own timescale



The final catalyst for my design inspiration for this blanket was the work of Vanessa Bell and Duncan Grant of the Bloomsbury Group.

Vanessa Bell and Duncan Grant tended to use a most appealing colour palette in their still life paintings, often using soft greens, saffron yellows, slightly murky blues and teals combined with nude camel shades, salmon pinks and hints of darker richer tones.

Vanessa was particularly keen on painting flowers. Over her lifetime she created many wonderful still life flower paintings, which featured flowers cut from her garden, ceramics and sumptuous fabrics – the ideal objects for me to use as design elements within this project.


INTERMEDIATE / ADVANCED // The blanket is made using DK weight yarn

// Finished size approximately 127cm (50in) square

// Bohemian Blooms Crochet Blanket. 96 page soft bound book available from the Janie Crow website

Bloomsbury Gardens Blanket

In 2019 I released an alternative version of the Bohemian Blooms project called Bloomsbury Gardens. A free yarn substitution document can be downloaded via the Janie Crow website and used in conjunction with the patterns in the book to create this blanket.



INTERMEDIATE / ADVANCED // The blanket is made using DK weight yarn

// Finished size approximately 120cm (48in) square



‘I cannot suppose there is anybody here who would think it either a good life, or an amusing one, to sit with one’s hands before one doing nothing.’ William Morris



Climbing Rose Wrap

The patterns for this project originally featured in *Inside Crochet* magazine



I started off thinking that my design inspiration for this project would be William Morris's very well known fabric and wallpaper design 'The Strawberry Thief', which is one of my favourites. However, I was concerned about how I would convey the idea of strawberries and birds in crochet, so I was relieved and inspired further when I came across another design, which not only had the floral elements I was looking for, but also totally summed up the colour palette I wanted to use.

The design features 3 main motifs that I have called Day Lily, Anemone and Rambling Rose, plus a pretty floral border.

INTERMEDIATE / ADVANCED // The wrap is made using DK weight yarn // Finished size approximately 52cm (20½in) wide x 205cm (80¾in) long // The patterns are available in paper brochure format via the Janie Crow website and as a PDF download via Etsy and Ravelry



Fruit Garden Blanket

William Morris's daughter May was a skilled artist, basing many of her designs on nature, with plants and birds being her favourite design source. May's passion was embroidery and it was her skillful, intricate, innovative and beautiful stitch work that helped elevate the craft of needlework from a domestic craft to a serious art form and her influence extended around the world.

For this design I looked at May's intricate draft drawings for her embroidery projects and the embroideries themselves. Many of May's designs feature plants and fruit trees at the centre of an embroidered trellis background. I wanted to design a project that would appeal to experienced crocheters who want to create an heirloom piece.

INTERMEDIATE / ADVANCED // The blankets are made using DK weight yarn

// Life DK & Batik version finished size approximately 128cm (50½in) square // Naturals - Bamboo + Cotton version finished size approximately 112cm (44in) square // The Fruit Garden crochet along project launched in 2020 and the patterns are available as free PDF downloads via the Styelcraft website and within The Fruit Garden Crochet Blanket book ISBN 978-0-9571659-2-2





Fruit Garden Blanket

Red House & Love Is Enough

I have felt so honoured to see the way The Fruit Garden blanket project was embraced around the world and I am incredibly proud of the fact that so many crocheters joined together, albeit virtually, to create their own heirloom pieces during unprecedented times. I feel this is an amazing testament to the skills and inclusivity of the crafting community and crocheters in particular.

The Red House version of the blanket (shown left) is exclusive to The Fruit Garden Blanket book and the Love Is Enough one (shown right) was released an alternative colourway.

INTERMEDIATE / ADVANCED // The blankets are made using DK weight yarn
// Life DK & Batik version finished size approximately 128cm (50½in) square // Naturals - Bamboo + Cotton version finished size approximately 112cm (44in) square // The Fruit Garden crochet along project launched in 2020 and the patterns are available as free PDF downloads via the Styelcraft website and within The Fruit Garden Crochet Blanket book ISBN 978-0-9571659-2-2

‘Kind hearts are the garden, kind thoughts are the roots,
kind words are the blossoms, kind deeds are the fruit’. [John Ruskin](#)



Kelmscott & Melsetter Cushion Covers

I do so love cushions and I really enjoyed making these two to accompany my Fruit Garden Blanket design. I have used motifs from the blanket to create panels, which are put together to make the covers. There are two covers to choose from and both are named after houses that were special to May Morris. The Kelmscott cushion is featured on the left above and Melsetter cover is shown on the right hand side.

INTERMEDIATE / ADVANCED // The cushions are made using DK weight yarn
// Kelmscott finished size approximately 48cm (18 3/4in) square // Melsetter - each panel finished size approximately 45cm (17 3/4in) square // The Fruit Garden crochet along project launched in 2020 and the patterns are available as free PDF downloads via the Stylecraft website and within The Fruit Garden Crochet Blanket book ISBN 978-0-9571659-2-2

‘We stitch together quilts of meaning to keep us warm and safe, with whatever patches of beauty and utility we have on hand’

Anne Lamont



Indigo & Crimson Dreams

The patterns for this project originally featured in *Inside Crochet* magazine

I have been incredibly lucky to have tutored workshops at The Green Hotel in Mysore, India on several occasions and it was while I was there in 2018 that I came across a bedspread for sale in the hotel fair-trade craft shop. The quilt was a real melting pot of design elements. Featuring patchwork block pieces with small areas of orange, red and green fabrics surrounded by a predominance of indigo dyed block printed fabrics and Kantha stitching, each part of the blanket was different.

Although I am in no way a serious sewer, I really love using quilt layouts as inspiration for my designs, so my fabulously over-the-top Indian bedspread became the inspiration for this project. I loved designing it and especially enjoyed using a traditional granny square as the template for many of the motifs.

INTERMEDIATE / ADVANCED // The blanket is made using DK weight yarn

// Finished size approximately 137cm (54in) square // The pattern is available in paper brochure format via the Janie Crow website and as a PDF download via Ravelry



'I come down from Florence and am Flora. This city takes its name from flower. Among the flowers I was born and now by a change of home I have my dwelling among the mountains of Scotia. Welcome, and let me treasure amid northern mists be dear to you'

Translation from Italian of painted scroll lower right of Flora by Evelyn De Morgan



Spirit of Flora Blanket

When I designed The Climbing Rose wrap in 2019, I used the work of William Morris as my inspiration. In 2020 I used the work of his daughter May as the basis for my Fruit Garden Blanket project and in this design, Spirit of Flora, I am returning to the incredible legacy of the Arts and Crafts Movement, using the ceramic designs of William De Morgan as the catalyst for this project.

De Morgan was a trained artist of great skill, but it is his ceramic tiles and pottery that he is best remembered for. His wife Evelyn was a pre-Raphaelite artist and together they were highly influential within the movement. One of Evelyn's most recognised works is called Flora, hence the name of the project.

INTERMEDIATE / ADVANCED // The blanket is made using DK weight yarn // Finished size differs depending on layout and choice of edging // The patterns are published in Inside Crochet magazine and will be available via the Janie Crow website and as a PDF download via Etsy and Ravelry in the future





THE TESSELLATIONS

I am fascinated by tessellating shapes and (most of the time) I adore the challenge of making my crochet pieces fit together like jigsaw pieces to create interesting effects. Whether it be simple constructions like octagons and squares, or more complicated motifs that involve diamond shapes, triangles or curved pieces, I get a huge amount of satisfaction from making sure that things match up!



Persian Tiles Blanket

This blanket design was based on an earlier project, which used Persian & Moroccan architecture and artefacts on display in Room 42 of the Victoria & Albert Museum in London as my inspiration.

I have created 3 colour ways for this design. They are Persian Tiles Original (Navy Blue), Persian Tiles Light Blue and Persian Tiles Sandalwood.

INTERMEDIATE // The blanket is made using DK weight yarn // Finished size approximately 115cm (45in) square // The pattern is available in paper brochure format via the Janie Crow website and as a PDF download via Etsy and Ravelry





Mystical Lanterns Blanket, Shawl & Scarf

The 'ogee' shape, found in Moroccan surface pattern and architecture, inspired this design. The shape is curved like an onion, consisting of a concave arc and vertical ends so that it will tessellate with itself. It took me an age to work out how to make the crochet shape tessellate, but in the end the design was very simple. Perhaps this is the easiest project within my design range. You can choose from a blanket, shawl or scarf version.

BEGINNER / INTERMEDIATE // The blanket is made using DK weight yarn // Finished size of blanket is approximately 100cm (39 3/8in) wide x 155cm (61in) long // The shawl is made using Jamieson's Spindrift weight yarn // Finished size of shawl is approximately 158cm (62in) wide x 84cm (33in) deep // The scarf is made using sock weight yarn // Finished size of scarf is approximately 22.5cm (9in) wide x 174cm (68 1/2in) long // The patterns are available in paper brochure format via the Janie Crow website and as PDF downloads via Etsy and Ravelry





Magic Circles Blanket & Scarf



It can be hard to keep motifs to a true circle when crocheting. I love tessellating patterns and adore a crochet challenge, so this design is the result of my desire to create two sizes of circular crochet motifs that sit within a background framework, whilst retaining their shape.

The blanket features multi-coloured tassels made from the left over yarns and the scarf features cute little pom-poms.

INTERMEDIATE / ADVANCED // The blanket is made using DK weight yarn // Finished size of blanket approximately 117cm (46in) square excluding tassels // The scarf is made using DK weight yarn
// Finished size of scarf is approximately 36cm (14in) x 160cm (63in) excluding pom-poms // The patterns are available in paper brochure format via the Janie Crow website and as PDF downloads via Etsy and Ravelry

The Hollicarrs Scarf

The Hollicarrs scarf first appeared in Rachel Atkinson's 'Daughter of a Shepherd' book. It can be made in any weight of yarn, although the pattern is written for 4-ply.

The addition of beads gives this project a fabulous sparkle and a lovely drape.

INTERMEDIATE // The scarf is made using 4-ply weight yarn
// Finished size approximately 25cm (9 7/8in) wide x 154cm (60 3/4in) long
// The pattern is available in paper brochure format via the Janie Crow website and as a PDF download via Etsy and Ravelry





THE MYSORE COLLECTION

The Chittaranjan Palace, built for Mysore's princesses, has been lovingly restored as a charming hotel, which sits in extensive gardens. With formal lawns, shaded pergolas and fringed by majestic trees, the hotel is an oasis of calm. Renovated and furnished using traditional Indian crafts, the hotel offers comfortable surroundings, friendly staff and a restful, creative atmosphere.



Royal Garden Blanket

This pattern is one of three designs inspired by my trips to the Green Hotel Mysore, India. There are lots of places within the hotel and it's surrounding grounds to sit and relax, but one of my favourite places is the coffee shop that is situated towards the back of the building within a lovely atrium, which in turn features a terracotta tiled floor and a central open garden of vines and shrubs.

This design is based on two aspects of the hotel gardens; the floor tiles found within the atrium coffee shop and the formal quilt like layout of the main garden, which sits to the front of the hotel. The main garden provides another lovely place to relax and it features walled flowerbeds, full of vibrant gold, orange and pink marigolds, fresh green lawns and smartly pruned bushes. In the evening the garden takes on a magical quality when thousands of creamy fairy lights twinkle in the foliage.

INTERMEDIATE // The blanket is made using DK weight yarn // Finished size approximately 162cm (63¾in) square // The pattern is available in paper brochure format via the Janie Crow website and as a PDF download via Etsy and Ravelry // Dedicated project packs are available via Scheepjes stockists



*Cold, cozy nights.
A good book and a blanket.*



Indian Roses Blanket


This blanket is another one inspired by my trips to The Green Hotel and in particular some decorative tiles on a Victorian wash stand found within the hotel foyer. The design uses a mixture of DK weight yarns and a crochet layering technique to achieve the 3D effect of the flowers. A repeated square motif with a central flower are combined with half and quarter motifs to achieve the square shape of the blanket.

‘Where flowers bloom, so does hope.’

Lady Bird Johnson

INTERMEDIATE / ADVANCED // The blanket is made using DK weight yarn // Finished size approximately 135cm (53 1/8in) square // The pattern is available in paper brochure format via the Janie Crow website and as a PDF download via Etsy and Ravelry // Dedicated project packs are available via West Yorkshire Spinners stockists

Lotus Flower Wrap



Within the City Palace complex in Jaipur there are four gate buildings that surround the inner courtyard, which leads to the Chandra Mahal - the main palace building within the complex. The four gates are adorned with themes that represent the four seasons and Hindu Gods. The Lotus Gate, which sits to the southern side of the courtyard and is dedicated to Lord Shiva-Parvati, was the inspiration for this design.

The Lotus Gate represents the summer and the incredible painted patterns within the archway around the central wooden doors feature a continuous fanned flower tessellation. Lotus flowers in full bloom are featured on the façade. The Lotus Gate alone features a huge amount of wonderful surface pattern and therefore design inspiration, but it is the Peacock Gate, which sits to the Northern side of the courtyard, and is dedicated to Lord Vishnu and the winter season, which is the most ornately decorated. If you ever get a chance to visit Jaipur, you must make sure you go to the Palace and seek out the gates, or, if you're not likely to visit India, you can always do a search online.

INTERMEDIATE / ADVANCED // The wrap is made using DK weight yarn // Finished size approximately 194cm (76½in) wide x 98cm (38½in) deep // The pattern is available in paper brochure format via the Janie Crow website and as a PDF download via Etsy and Ravelry

Summer Palace Blanket



This blanket design was initially inspired by an image of a printed cushion cover I found in a magazine, but having visited the Tipu Sultan's Summer Palace near Mysore in India I was inspired to look at the design again and link it to the Mysore Collection.

The original blue and cream version retains the slightly Scandinavian feel of my first inspiration and echoes traditional fairisle patterns. Perfect for a cosy feeling winter blanket. The more vibrant, Blue and Pink colourway reflects the fabulous bright colours I have found on my trips to India.

INTERMEDIATE / ADVANCED // The blanket is made using DK weight yarn // Finished size approximately 123cm (48½in) square // The pattern is available in paper brochure format via the Janie Crow website and as a PDF download via Etsy and Ravelry

Summer Palace Wrap

I feel that the design and yarn shades used within this project reflect the elaborate carved, and painted wooden pillars and huge hand painted friezes found within the breathtakingly beautiful and awe inspiring Tipu Sultan's Summer Palace building.

INTERMEDIATE // The wrap is made using 4-ply weight yarn
// Finished size approximately 40cm (15¾in) wide x 170cm (67in) long
// The pattern is available in paper brochure format via the Janie Crow website and as a PDF download via Etsy and Ravelry







THE FLORAL COLLECTION

Flowers mark so many occasions in life. We use them to cheer people up and to brighten up our homes and gardens. We have them in abundance at weddings and to celebrate the births of new babies. We use stylized replica versions of them in so many aspects of our lives, so it is absolutely logical that textile designers like me myself are intrinsically drawn to create versions of them within our work. If you are a bit daunted by the size of the blanket, why not use the motif to make a shawl, wrap or scarf version.



Mexican Diamonds Blanket

I really love traditional South American textiles, including woven fabrics, embroidery & crewel work and for a long time I wanted to design a project using a repeated diamond pattern like those found on rugs and wraps from Mexico in particular. I designed a flower motif to sit at the centre of this design to echo floral embroidery; I think the use of surface crochet enhances the idea of hand stitching and I am particularly pleased with the flowers sitting on the edge to give the project a really unusual border.

I thoroughly enjoyed designing this blanket and hope you will enjoy making it too!

INTERMEDIATE / ADVANCED // The blanket is made using DK weight yarn

// Finished size approximately 110cm (43½in) wide x 132cm (52in) long // The pattern is available in paper brochure format via the Janie Crow website and as a PDF download via Etsy and Ravelry

“I find comfort in contemplating the sunflowers.”

Vincent van Gogh



Fields of Gold Blanket



I love botanical drawings and have a fabulous book from Kew Gardens with the most wonderful illustrations. There is a page within the book that features sunflowers, hellebores and opium poppy seedheads and it made me think of the fields of sunflowers we walked through on a lovely French holiday some years ago.

I have always loved sunflowers, with all their connotations of heat and sunshine. Vincent van Gogh, whose series of sunflower still life studies are instantly recognizable, saw these stunning flowers as a symbol of friendship and gratitude, so using them as the inspiration for a blanket design was inevitable. As wild poppies are commonplace in fields of sunflowers, it was clear that this design should feature these too!

INTERMEDIATE // The blanket is made using DK weight yarn // Finished size approximately 120cm (48in) square // The pattern is available in paper brochure format via the Janie Crow website and as a PDF download via Etsy and Ravelry



Fiori Blanket

I love to see my projects made up in alternative colourways and have worked with Lucia of Lucia's Fig Tree on quite a few occasions.

The inspiration for her version of my Fields of Gold project was a trip to her hometown in the Dolomites, Italy. The early summer alpine meadows, the vibrant flower boxes of the village dwellings and the magical mountain light that creates the most spirited pink, red and blue hues all swayed Lucia's colour choices.

Fiori means flowery or having a pattern of flowers in Italian.

INTERMEDIATE // The blanket is made using DK weight yarn // Finished size approximately 120cm (48in) square
// The pattern is available in paper brochure format via the Janie Crow website and as a PDF download via Etsy and Ravelry. Colour substitution for Fiori is available in yarn packs and via Lucia: www.luciasfigtree.com



Delft Blanket



I have always been a fan of blue and cream pottery. When I was a child we would often visit my elderly Auntie for afternoon tea and so were used to seeing the 'Willow Pattern' on sandwich plates and teacups. The Willow Pattern featured an elaborate chinoiserie pattern that was popular towards the end of the 18th Century.

Despite using an oriental style, pottery featuring the Willow Pattern originally came from Stoke-On-Trent in the UK, but a lot of earthenware showcasing the design also came from China via the East India Company.

Delftware from The Netherlands, which also features cream and blue designs, was in existence far earlier than it's Stoke-On-Trent counterpart. Delftware often includes flowers and birds and is famous for it's quality and intricate designs.

I am so pleased with the outcome of this design and I love the way the octagon motifs create the idea of tessellating decorated plates.

INTERMEDIATE / ADVANCED // The blanket is made using DK weight yarn

// Finished size approximately 105cm (41½in) wide x 160cm (63in) long // The pattern is available in paper brochure format via the Janie Crow website and as a PDF download via Etsy and Ravelry



Imogen Blanket

Imogen was one of my very first blanket designs and I still love it! The design was based on historical crochet patterns and focuses on Victorian crochet in particular. I wanted to create something that emulated the intricate lace patterns available in the late 1800s; a time when crochet was incredibly popular. Even Queen Victoria herself was a crochet pro!

This design features lovely bronze beads that are incorporated into the crochet stitches and the rich rose style central motifs create an opulent feel. The blanket is completed with a deep lace border.

INTERMEDIATE / ADVANCED // The blanket is made using Rowan Cotton Glacé weight yarn
// Finished size approximately 100cm (39½in) square // The pattern is available in paper brochure format via the Janie Crow website and as a PDF download via Ravelry

‘Take, if you must, this little bag of dreams, unloose
the cord and they will wrap you round.’

William Butler Yeats



Glad Tidings Wrap

The Tidings Wrap was designed as the Advent project for Jimmy Beans in December 2021. The original design used 16 mini skeins of yarn, with a new one added to the design each day in the lead up to Christmas. The design is a great stash-buster if you have lots of little bits of left over 4ply yarn or you could use a curated collection of mini skeins.

The wrap is made by working a central crochet band which is added to daily. In the Jimmy Beans version the colours used on each side of the strip pretty much matched each other in terms of colour and we have made a version using Scheepjes Whirl, which does the same. You could create quite a different effect by using random shades or treating the project like a temperature blanket where you assign certain colours to different temperatures and select your yarn according to the warmth of that day.

EASY / INTERMEDIATE // The wrap is made using 4-ply weight yarn
// Finished size approximately 40cm (16in) wide x 168cm (78in) long // The pattern is available in paper brochure format via the Janie Crow website and as a PDF download via Etsy and Ravelry



CUSHION COVERS

Many of the crochet motifs that feature in my blanket and throw projects would make great cushion cover designs too and I really must get around to making a few. Cushion covers can be speedy to make and are far less daunting than a blanket or throw project. So, those of you who are fans of instant gratification like me, might like to consider having a go at making a couple!

Oonagh Hand Knitted Cushion Cover

This project was inspired by traditional cable knitting techniques from the Arran Islands, located at the mouth of Galway Bay on the West Coast of Ireland. I used green, yellow and orange beads as a feature of the design as a nod to the Irish flag, but I am planning a few new versions. I think it would look great in festive shades and can imagine a lovely red one nestled on the settee for Christmas!



INTERMEDIATE / ADVANCED // The cushion cover is made using DK weight yarn
// Finished size approximately 31cm (12½in) square // The pattern is soon to be available in paper brochure format via the Janie Crow website and as a PDF download via Etsy and Ravelry

Streymoy Hand Knitted Cushion Cover



This cushion cover design was inspired by traditional Faroese hand knitting patterns. The Faroe Islands are famous for a style of colour stranded knitting using grey shades, probably because the native sheep of the islands produce fleece in this colour.

INTERMEDIATE / ADVANCED // The cushion cover is made using DK weight yarn
// Finished size approximately 45cm (18in) wide x 34cm (13in) deep // The pattern is available in paper brochure format via the Janie Crow website and as a PDF download via Etsy and Ravelry



‘The love of gardening is a seed that once sown never dies, but grows to the enduring happiness that the love of gardening gives.’

Gertrude Jekyll



Gertrude & Muriel Cushions

I love my garden and really enjoy watching how it changes throughout the year depending on the season. I would really like to have a more homely and functional mix of flowers and herbs in our outdoor space, typical of cottage gardens, which became popular in the 1870s as a reaction to more formal gardens. One of the positives of a garden of this type is that they are more easily maintained as the compact planting leaves little space for weeds - something I really like the idea of!

Crocheted flowers are pretty much my favourite thing to make and I adore adding beads into my work too, so this project was a real joy to design and make. I wanted to create a vintage feel and chose my yarn shades accordingly. I think the little lime green beads provide a lovely pop of colour on the leaves of the dainty crochet blooms.

INTERMEDIATE // The cushions are made using DK weight yarns // Gertrude floral cushion finished size to fit 35cm (14in) square cushion pad // Muriel round cushion to fit 35cm (14in) round cushion pad // The pattern for Gertrude is available in paper brochure format via the Janie Crow website and as a PDF download via Etsy and Ravelry // Muriel is a free pattern on the Janie Crow website.

‘Life is short, break the rules, forgive quickly, kiss slowly,
love truly, laugh uncontrollably, and never forget
anything that makes you smile.’ Mark Twain



Julie's Bunting

My amazing sister-in-law, Julie, adored bunting. Any excuse for a party and Julie would be there with a step ladder and loads of bunting to decorate the room! We lost Julie after a courageous battle with cancer, so I wanted to design something in her memory. A pretty, floral bunting that features yellow, her favourite colour, was the obvious choice.

A percentage of the proceeds from the sale of this pattern will be donated to the charity Bowel Cancer UK.

INTERMEDIATE // The bunting is made using fine DK weight yarn // Each pennant finished size approximately 19cm (7½ in) wide x 17.5cm (7in) deep // The pattern is available in paper brochure format via the Janie Crow website and as a PDF download via Etsy and Ravelry



Emma Ball & Janie Crow

I am so proud of the wonderful collection that artist and designer Emma Ball has created using images of my crochet projects. I approached Emma about making project bags and she took the idea and ran with it to produce the most fabulous collection of gifts, homeware and knitting and crochet accessories. The range includes tins, stitch markers and project bags as well as cards, wrapping paper and project books. Mugs, tea towels, cushion covers and chopping boards are also in the collection.

Emma Ball website: <https://www.emmaball.co.uk/product-category/collections/janie-crow/>





FOLLOW
US ON
SOCIAL
MEDIA



www.janiecrow.com

mail@janiecrow.co.uk

 **ravelry.com/people/janiecrow**

 **facebook.com/JanieCrowDesign**

 **instagram.com/janiecrow**

Paper brochure patterns are available from good yarn stockists

Lily Pond, Frida's Flowers and Fruit Garden crochet along blanket patterns are available as free downloads via www.stylecraft-yarns.co.uk

With special thanks to Rosemary Fox, Scheepjes, Mary Maxim and Inside Crochet magazine for giving me permission to use some of their images

With special thanks to my team of fabulous crocheters

Photography - Leanne Jade, Styling - Claire Montgomerie,
Graphic Design - Steph Peat, Location - Light Locations,
Editor - Sarah Hazell, Words - Jane Crowfoot

All designs ©Jane Crowfoot



A MEMBER OF
A©ID
ANTI COPYING IN DESIGN

